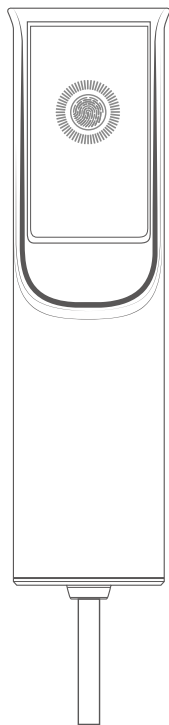


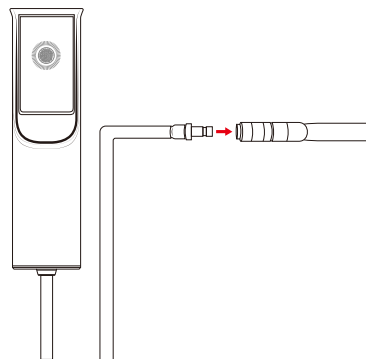
Electric Inflator Pump



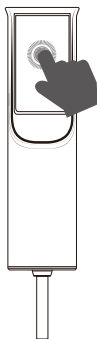
MANUAL


Please read this manual carefully before using.

Inflating Instruction

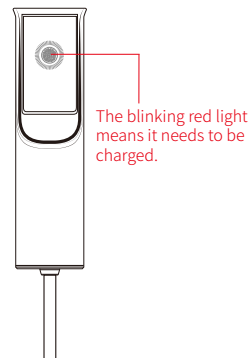


1. Connect the electric pump to the valve in the neck traction device.



2. Press and hold the “” button to inflate until you feel the comfortable traction . Release to stop inflating.

Charging



- When the red light blinks, or the electric pump fails to charge the product, it means that the pump needs to be charged.
- The red light will stay on when being charged. When fully charged, the light will turn to blue.

Notes

- Do not keep the electric pump charging the neck traction device for a long time, which may damage the product and the pump.
- The electric pump can only be used on the matched neck traction device, please do not use it on any other products.
- Keep out of the reach of children



- The battery used in this product is a special rechargeable battery and shall not be used in other products.
- Do not charge the rechargeable battery that has been removed.
- Do not throw it into the fire.
- Do not puncture with sharp objects, impact by gravity or disassemble.
- Do not short circuit the positive and negative poles of the battery directly with metal connections.
- The above situations can cause heating, fire, rupture and other phenomena.

Technical parameters

| |
|--------------------------------------|
| Product name: Electric Inflator Pump |
| Product Model: JCAH-1 |
| Rated voltage: 3.7V |
| Current: 1.6A (MAX) |
| Charging voltage: 5V |
| Battery capacity: 1200mAh |
| Flow volume: 2.8-4.5 LPM |